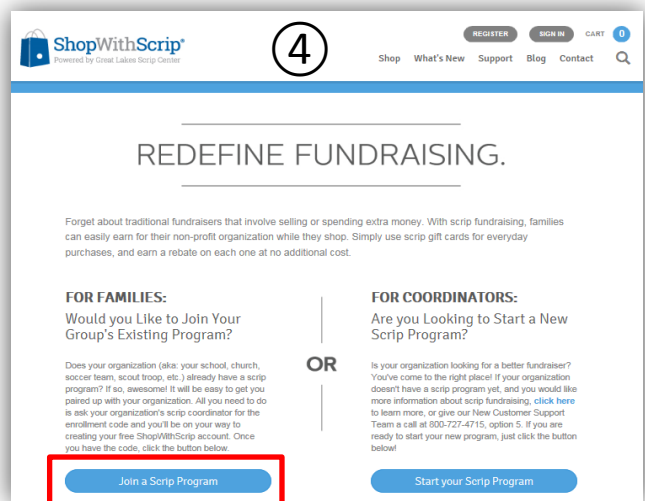
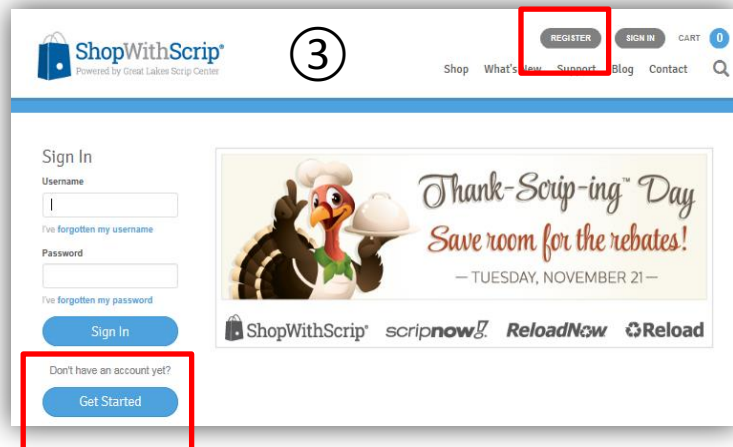
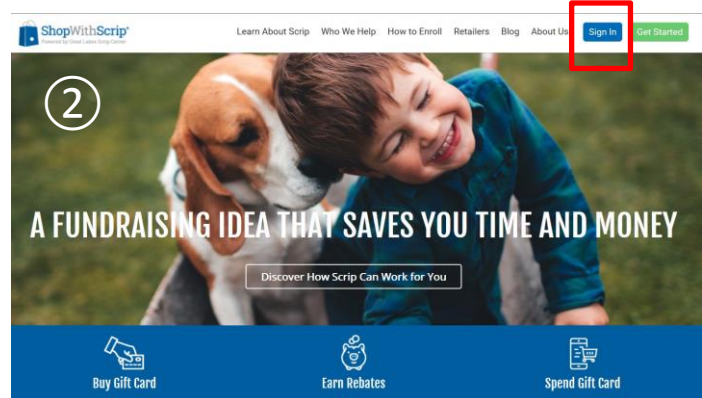


# Want to Purchase/Pay for Gift Cards Online?

Our Shopwithscrip.com partner offers several online purchase and payment options through their secure, password protected website. This site links you to an expanded menu of more than 300 gift cards in a greater variety of denominations than we are able to offer in the Saint Charles Parish Office.

## Getting Started

- ① Log into your computer, type [www.shopwithscrip.com](http://www.shopwithscrip.com) in the browser bar and press enter.
- ② When the homepage opens, click on the **SIGN IN** tab in the upper right of the shopwithscrip homepage.
- ③ Register your account with the St. Charles program by clicking **REGISTER** in the upper right, or **GET STARTED**.
- ④ Click on **JOIN A SCRIP PROGRAM**.



## Getting Started (Continued)

⑤ Enter the St. Charles Enrollment code: **2E63AE6F243** and click **REGISTER**.

⑥ Complete the online registration form.

- Create a user name
- Create & confirm your unique password
- Enter your account information
- Enter your email address
- Create and answer 2 security questions
- Validate your account

⑦ Click **REGISTER**.

You are now able to place gift card orders and have them sent to St. Charles Parish Office for pick-up/payment. Please consult the list of gift cards that the Parish Office keeps in stock prior to placing a “special online order.”

If you would like to **PAY** for your gift card order online, view the **PRESTOPAY!** tutorial.

Direct any questions to Tom, Denise or Nancy in the Parish Office 440-884-3030.

ShopWithScrip  
Powered by Great Lakes Scrip Center

5 REGISTER SIGN IN CART

Shop What's New Support Blog Contact

### Enroll

Before you start the enrollment process, please be sure you have your organization's enrollment code available

Enrollment code\*

REGISTER

ShopWithScrip  
Powered by Great Lakes Scrip Center

6 REGISTER SIGN IN CART

Shop What's New Support Blog Contact

### St Charles School - Parma Register

Step 1: Enter your username

Username\*   
Any unique identifier, such as a name or email address

Step 2: Create and confirm your password

- Must be at least 8 characters long
- Must contain at least 1 Upper Case letter
- Must contain at least 1 Lower Case letter
- Must contain at least 1 Number
- Must contain at least 1 Special character
- Cannot be your username or email address

Password\*   
Weak

Confirm Password\*

Step 3: Enter your account information

First Name\*

Last Name\*

Gender\*  Female  Male

Year of Dist\*   
Simply type the 4-digit year

Street Address 1\*

Street Address 2\*

City\*

State\*

Zip Code\*

Phone Number: ( ) -

Cell Phone Number: ( ) -

Student Name:

Classroom / Group:   
Teacher Name / Classroom / Group Name

Step 4: Enter your email address

Email Address\*

Confirm Email Address\*

I would like to receive emails from ShopWithScrip to keep up on the latest scrip news, including announcements for special promotions and new products.

Step 5: Create your security questions

Security Question 1\*

Answer\*

Security Question 2\*

Answer\*

By clicking Register you state that you have read, understand, and agree to the [GLSC Terms of Use](#) and the [Supporter Terms of Use](#).

Validation:

REGISTER